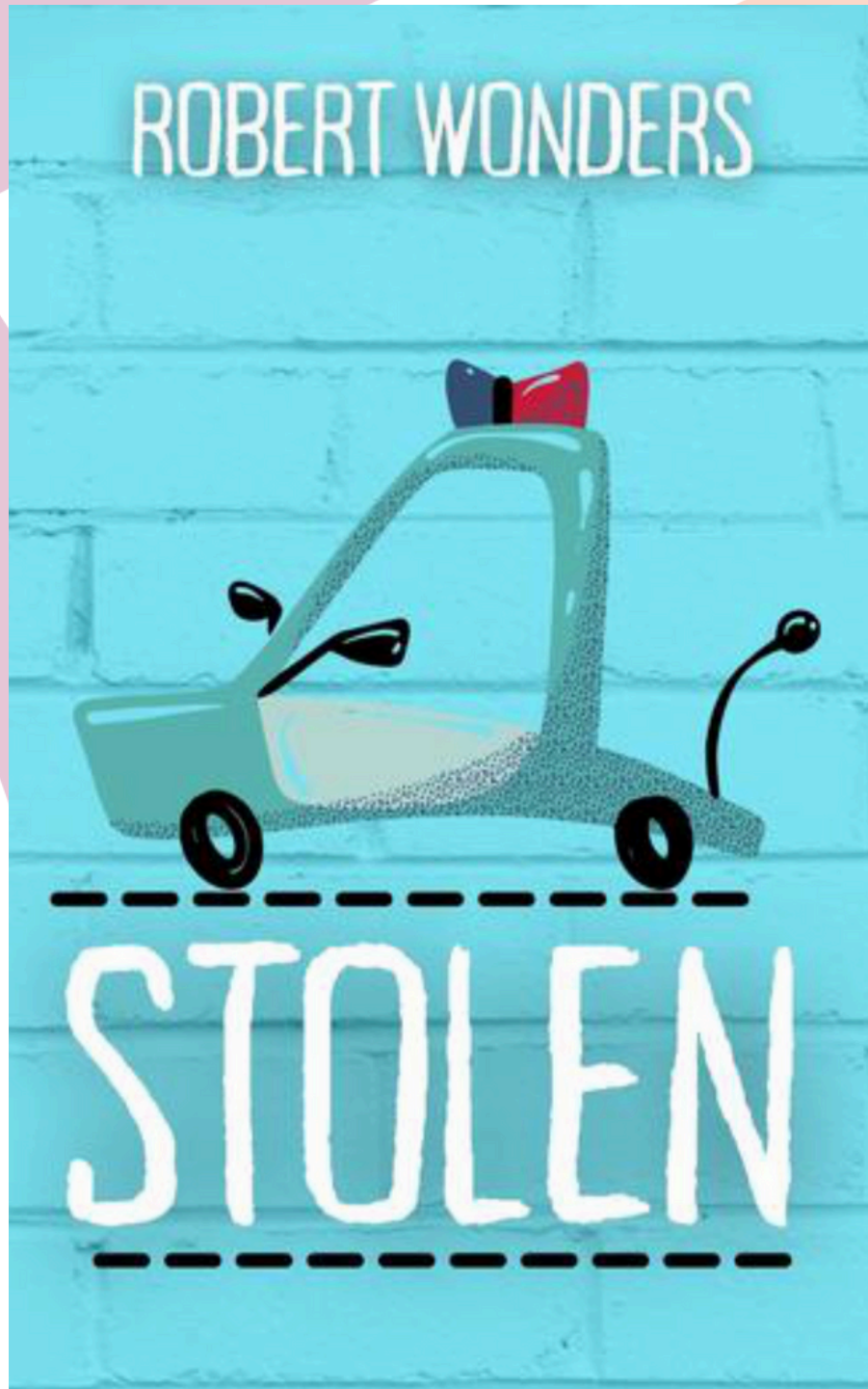


# TEACHER RESOURCES & STUDENT ACTIVITIES



# How to Use Storyshares Teacher Resources & Student Activities

## Pre-Reading

Share **background information**.

Introduce the **vocabulary** to the students. Discuss meanings. Click here for an **instructional routine** for vocabulary.

## Reading

Share the written response to reading prompt ahead of time as the **focus for reading**.

Encourage students to **read a chapter** of the text independently or in pairs.

## After Reading

Students can complete the **trivia worksheet** or make it into a game! Either way, make time to review answers.

Students complete the **written response to reading** prompt.

## Background Information

The Goodman Public Library bake sale was a terrific success. Unfortunately, the evening afterward, the sale money was discovered missing. Who would have taken it? Aariz and Annie are determined to find out.

## Visual Vocabulary

This vocabulary guide was created with English language learners in mind. This table flags Tier 2 vocabulary words in every chapter. This guide includes the definitions in context, as well as images and examples from the text.

## Trivia Questions


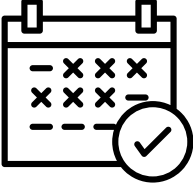




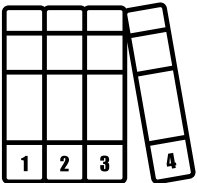

This is a ready-made student worksheet that can be given as a check for understanding after students have finished the book. You can also gamify the trivia questions, making this a small group activity. **Answers: 1. C; 2. A; 3. C; 4. B**



Click [here](#) for reading comprehension worksheets and graphic organizers.



## Stolen by Robert Wonders

Word	Definition	Image	Example
<b>convert</b> (verb)	changed into a different form		Half of the library was <b>converted</b> from the town's old bank. (ch 1)
<b>reserved</b> (verb)	to ask for something to be held		I <b>reserved</b> the last copy online yesterday." (ch 1)
<b>whodunits</b> (noun)	mystery book or play about finding a criminal		There's nothing like classic <b>whodunits</b> . (ch 1)
<b>fascinating</b> (adjective)	very interesting		He liked Mr. Lasker, who often showed him around the old bank part of the library and told Aariz about its <b>fascinating</b> history. (ch 1)
<b>investigation</b> (noun)	a careful search to find facts		It's still under <b>investigation</b> . (ch 2)
<b>combination</b> (noun)	a set of numbers used to open a lock		"Who besides you had the <b>combination</b> to the safe in your office?" asked the detective. (ch 2)
<b>volume</b> (noun)	one of the books in a set of books		Annie pointed to the first <b>volume</b> . (ch 5)
<b>illuminating</b> (verb)	lighting up		Then the beam stopped, <b>illuminating</b> the bookshelf where Mrs. Harrison had been the night before. (ch 7)

Name: \_\_\_\_\_ Date: \_\_\_\_\_

### Multiple Choice

Read the questions carefully. Choose the answer that fits the question best.

**1. Who had the combination to the safe besides Mrs. Harrison?**

- A. Aariz Ishmael
- B. Annie Kellogg
- C. Ed Lasker
- D. Cathy Roberts

**2. Why did Miss Roberts say she returned to the library at night?**

- A. To get her cell phone.
- B. To search for evidence in the case.
- C. To meet Mrs. Harrison secretly.
- D. To help investigate the robbery.

**3. Why did Annie and Aariz begin to suspect Mrs. Harrison in Chapter 4?**

- A. Because she was found talking to the police about the money.
- B. Because she walked over to Miss Roberts suspiciously.
- C. Because she seemed unaware of the misplaced books on the shelves.
- D. Because she often stayed late at the library making them suspicious.

**4. How did Annie and Aariz ultimately clear Mr. Lasker's name?**

- A. By providing an alibi for Mr. Lasker.
- B. By discovering Miss Roberts was hiding the money.
- C. By reporting Aariz's suspicion to Mrs. Harrison.
- D. By finding the money in Miss Harrison's office.

### Written Response to Reading

How did the police confirm Miss Roberts' involvement? (*The police confirmed Miss Roberts' involvement because...*)

---

---

---

---

---