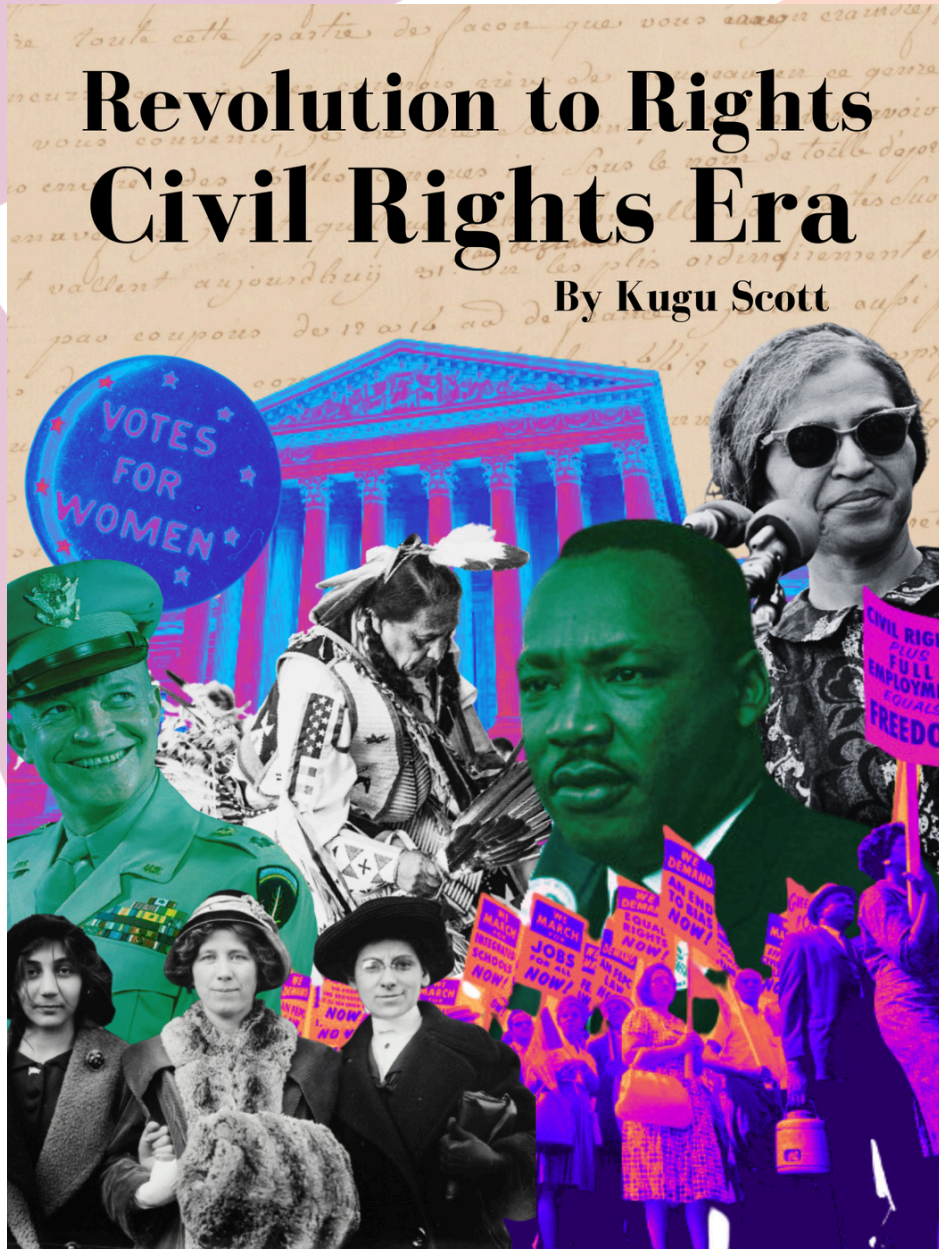


TEACHER RESOURCES & STUDENT ACTIVITIES

Revolution to Rights Civil Rights Era

By Kugu Scott



How to Use Storyshares Teacher Resources & Student Activities

Pre-Reading

Share **background information**.

Introduce the **vocabulary** worksheet ("Word Detectives") and **graphic organizer** (choose one!) to students. Discuss instructions.

Reading

Encourage students to **read** the text independently or in pairs, completing a graphic organizer and a Word Detectives note-catcher as they read.

After Reading

Students can complete the **trivia worksheet** or make it into a game! Either way, make time to review answers.

Students complete the **written response to reading** prompt.

Background Information

Learn about the key events, figures, and timelines in the Civil Rights Era of U.S. History. The nonfiction book includes a timeline and is written in chronological order. The graphic organizers will support students in building background information as they progress through the events of this time period in sequence.

Knowledge-Building Vocabulary & Key Terms

In this series, all vocabulary and key terms are **defined in context**, meaning students have in-text clues to support them in defining unfamiliar terms. Support them in using these clues to infer the meaning through a "Word Detectives" protocol.

Trivia Questions

This is a ready-made student worksheet that can be given as a check for understanding after students have finished the book. You can also gamify the trivia questions, making this a small group activity. **Answers: 1. B; 2. C; 3. A; 4. C**

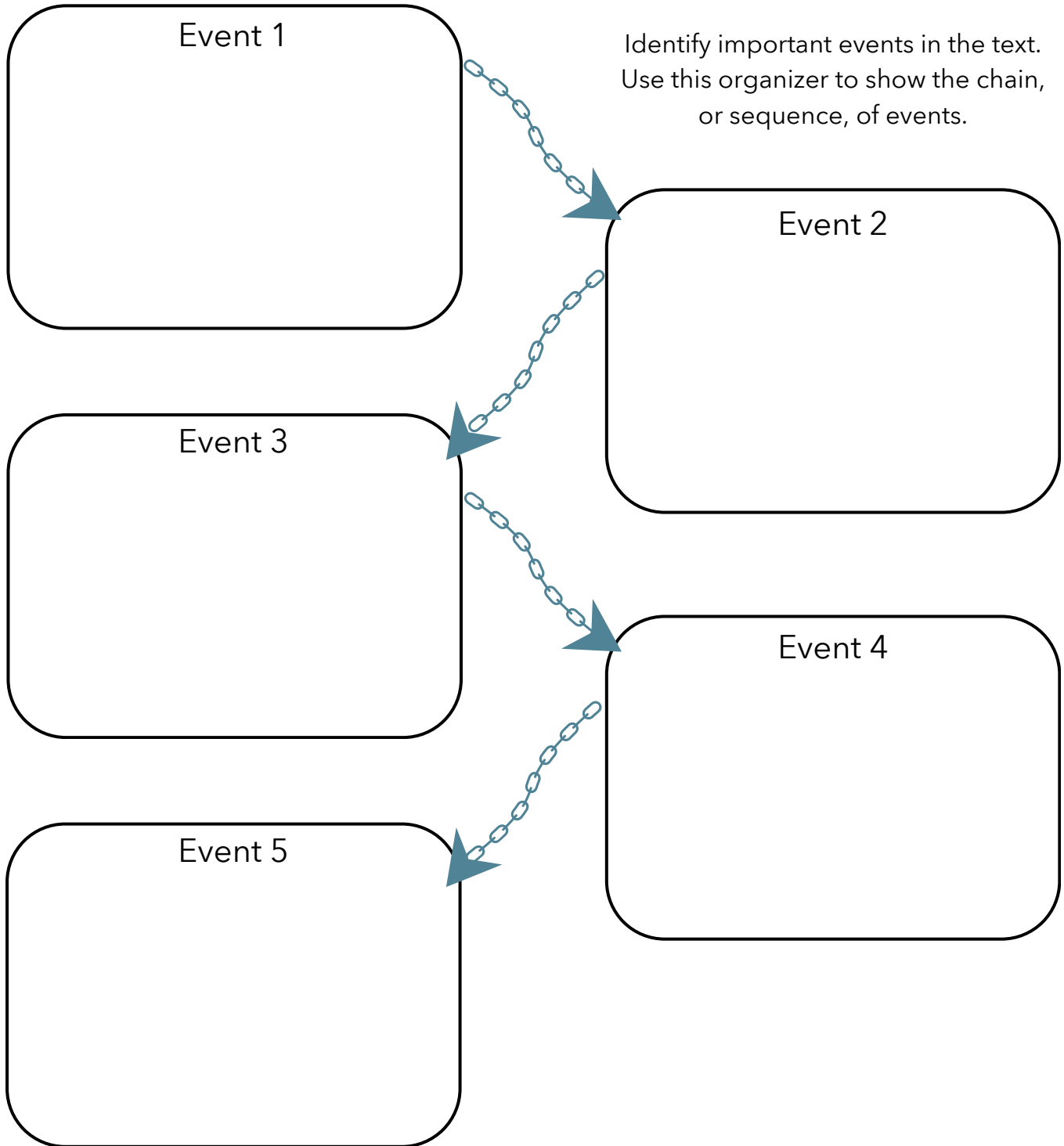


Click [here](#) for graphic organizers that will help students organize their thoughts as they read!

Name: _____ Date: _____

Note-Catcher

Use this sheet to take notes as you read. You might need multiple copies!



Name: _____ Date: _____

Note-Catcher

Use this sheet to take notes as you read. You might need multiple copies!

Cause and Effect



Book Title: _____

Author: _____



Cause

The cause comes first.
WHY did something happen?



Effect

The effect comes after.
WHAT is the result of something happening?







Name: _____

Date: _____



Word Detectives

Locate the key terms listed in the first column as you read. When you find them, write down the example sentences and then use context clues to make predictions about what you think the word means.

KEY TERM 	How it's used in the book... (Find and write down an example sentence!) 	What I think this term means... (Use context clues!) 	What I know this term means... (Ask a teacher or use a dictionary or history text.) 
civil			
delayed			
Jim Crow Laws			
segregation			
poll tax			
"grandfather clause"			
legislation			
sit-ins			
feminism			

Name: _____

Date: _____



Historical Figures

Locate the names listed in the first column as you read. When you find them, write down key information about the role they played in the major historical events. Bonus: You can do additional research!

<i>Name</i>	<i>Who were they?</i>	<i>What role did they play?</i>
Claudette Colvin		
Rosa Parks		
Martin Luther King, Jr.		
Thurgood Marshall		
President Harry Truman		
President Dwight D. Eisenhower		
Little Rock Nine		

Name: _____ Date: _____

Multiple Choice

Read the questions carefully. Choose the answer that fits the question best.

1. What was an effect caused by Jim Crow Laws?

- A. school integration
- B. segregation based on skin color
- C. the Civil Rights Act of 1957
- D. the 23rd Amendment

2. What did Brown v. Board of Education strive to end?

- A. segregation on buses
- B. equal pay for equal work
- C. school segregation
- D. housing segregation

3. Who was Thurgood Marshall?

- A. the first African American Supreme Court judge
- B. part of the Little Rock Nine
- C. a U.S. president
- D. a soldier

4. Which of the following is NOT an example of an act of civil disobedience?

- A. lunch counter sit-ins
- B. The Montgomery Bus Boycott
- C. The Treaty of Fort Laramie
- D. The March on Washington

Written Response to Reading

What were the goals of the Civil Rights Movement? (*The Civil Rights Movement worked to...*)
